

ENVIRONMENTAL PRODUCT DECLARATION

in accordance with ISO 14025, ISO 21930 and EN 15804


Owner of the declaration:	Pretec Norge AS
Program operator:	The Norwegian EPD Foundation
Publisher:	The Norwegian EPD Foundation
Declaration number:	NEPD-3813-2767-EN
Registration number:	NEPD-3813-2767-EN
ECO Platform reference number:	-
Issue date:	20.10.2022
Valid to:	20.10.2027

Welding plates

Pretec Norge AS



www.epd-norge.no



General information

Product: Welding plates	Owner of the declaration: Pretec Norge AS Contact person: Fredrik Eggertsen Phone: (+47) 69 10 24 60 e-mail: post@pretec.no
Program operator: The Norwegian EPD Foundation Pb. 5250 Majorstuen, 0303 Oslo Phone: +47 23 08 80 00 e-mail: post@epd-norge.no	Manufacturer: Pretec Norge AS Kampenesmosen 3 1739 Borgenhaugen Norway
Declaration number: NEPD-3813-2767-EN	Place of production: Pretec China 1-1 1-1 Danmei Road, Haining City Zhejiang Province China
ECO Platform reference number:	Management system: ISO 14001 and ISO 9001, AAA Certification AB, sert no 794 - EN 1090-1, AAA Certification AB, sert no 2296
This declaration is based on Product Category Rules: CEN Standard EN 15804:2012+A1:2013 serves as core PCR NPCR 013:2019 Part B for Steel and aluminium construction products	Organisation no: NO 980 429 245 MVA
Statement of liability: The owner of the declaration shall be liable for the underlying information and evidence. EPD Norway shall not be liable with respect to manufacturer information, life cycle assessment data and evidences.	Issue date: 07.10.2022 Valid to: 20.10.2022
Declared unit: 1 kg Welding plates	Year of study: 20.10.2027 2021
Declared unit with option: A1,A2,A3,A4,C1,C2,C3,C4,D	Comparability: EPD of construction products may not be comparable if they not comply with EN 15804 and seen in a building context.
Functional unit: 1kg of welding plate PAPS and PBKL	Development and verification of EPD: The declaration has been developed and verified using EPD tool lca.tools ver EPD2020.11, developed by LCA.no AS. The EPD tool is integrated into the company's environmental management system, and has been approved by EPD-Norway
General information on verification of EPD from EPD tools: Independent verification of data, other environmental information and the declaration according to ISO 14025:2010, § 8.1.3 and § 8.1.4. Individual third party verification of each EPD is not required when the EPD tool is i) integrated into the company's environmental management system, ii) the procedures for use of the EPD tool are approved by EPDNorway, and iii) the process is reviewed annually. See Appendix G of EPD-Norway's General Programme Instructions for further information on EPD tools.	Developer of EPD: Fredrik Eggertsen Reviewer of company-specific input data and EPD: Fredrik Eggertsen
Verification of EPD tool: Independent third party verification of the EPD tool, background data and test-EPD in accordance with EPDNorway's procedures and guidelines for verification and approval of EPD tools. Fredrik Moltu Johnsen, Norsus AS (no signature required)	Approved: Sign  Håkon Hauan, CEO EPD-Norge

Product

Product description:

All round steel plate with welded anchors for casting into concrete. The product is used to transfer loads from the concrete to other structures.

Product specification

The plates are produced according to EN 1090-2 and CE-marked. The product is available in several dimensions, see product data sheet.

Materials	kg	%
Steel	1,00	100,00
Total:	1,00	

Technical data:

Material grade S355J2/Q355D. Mechanical load capacity according to data sheet and calculation software.

Market:

Worldwide

Reference service life, product

Reference service life, building

LCA: Calculation rules

Declared unit:

1 kg Welding plates

Cut-off criteria:

All major raw materials and all the essential energy is included. The production processes for raw materials and energy flows with very small amounts (less than 1%) are not included. These cut-off criteria do not apply for hazardous materials and substances.

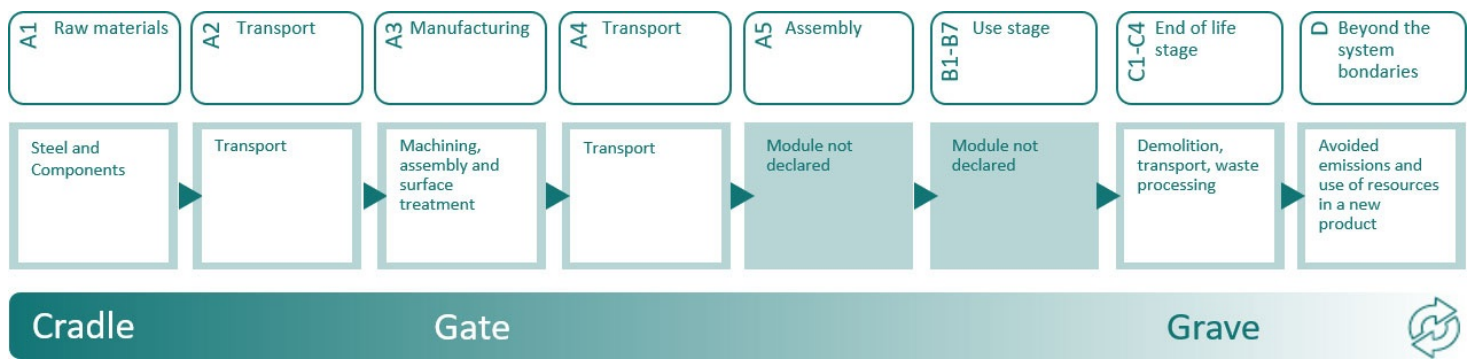
Data quality:

Specific data for the product composition are provided by the manufacturer. They represent the production of the declared product and were collected for EPD development in the year of study. Background data is based on registered EPDs according to EN 15804, Ostfold Research databases, ecoinvent and other LCA databases. The data quality of the raw materials in A1 is presented in the table below.

Materials	Source	Data quality	Year
Steel	ecoinvent 3,6 Cutoff	Database	2019

System boundary:

This EPD is a "cradle-to-gate with options" EPD. The system boundary for this LCA report is from A1 to A4, C1-C4 and D



Additional technical information:

Plate is primed (iron oxide) on side without anchors

LCA: Scenarios and additional technical information

The following information describe the scenarios in the different modules of the EPD.

Transport from production place to user (A4)

Type	Capacity utilisation (incl. return) %	Type of vehicle	Distance km	Fuel/Energy consumption	Unit	Value (l/t)
Truck	55,0 %	Truck, lorry over 32 tonnes, EURO 6	300	0,022606	l/tkm	6,78
Railway					l/tkm	
Boat	65,0 %	Ship, Freighter, Transoceanic	20315	0,002976	l/tkm	60,46
Other Transportation					l/tkm	

End of Life (C1, C3, C4)

	Unit	Value
Hazardous waste disposed	kg	
Collected as mixed construction waste	kg	
Reuse	kg	
Recycling	kg	0,9900
Energy recovery	kg	
To landfill	kg	0,0100

Transport to waste processing (C2)

Type	Capacity utilisation (incl. return) %	Type of vehicle	Distance km	Fuel/Energy consumption	Unit	Value (l/t)
Truck	55,0 %	Truck, lorry over 32 tonnes, EURO 6	100	0,022606	l/tkm	2,26
Railway					l/tkm	
Boat					l/tkm	
Other Transportation					l/tkm	

..

Benefits and loads beyond the system boundaries (D)

	Unit	Value
Substitution of primary steel, with net scrap steel (kg)	kg	0,87

LCA: Results

The LCA results are presented below for the declared unit defined on page 2 of the EPD document.

System boundaries (X=included, MND=module not declared, MNR=module not relevant)

Product stage				Construction installation stage		User stage							End of life stage				Beyond the system boundaries
Raw materials	Transport	Manufacturing	Transport	Assembly	Use	Maintenance	Repair	Replacement	Refurbishment	Operational energy use	Operational water use	De-construction demolition	Transport	Waste processing	Disposal	Reuse-Recovery-Recycling-potential	
A1	A2	A3	A4	A5	B1	B2	B3	B4	B5	B6	B7	C1	C2	C3	C4	D	
X	X	X	X	MND	MND	MND	MND	MND	MND	MND	MND	X	X	X	X	X	

Environmental impact

Parameter	Unit	A1-A3	A4	C1	C2	C3	C4	D
GWP	kg CO ₂ -eq	2,50E+00	2,70E-01	5,67E-02	8,28E-03	1,98E-04	5,18E-05	-1,46E+00
ODP	kg CFC11 -eq	1,25E-07	4,83E-08	9,82E-09	1,70E-09	2,20E-11	1,70E-11	-6,03E-08
POCP	kg C ₂ H ₄ -eq	1,42E-03	1,62E-04	9,50E-06	1,29E-06	5,43E-08	1,58E-08	-1,02E-03
AP	kg SO ₂ -eq	1,11E-02	4,96E-03	4,30E-04	2,14E-05	1,23E-06	3,78E-07	-6,53E-03
EP	kg PO ₄ ³⁻ -eq	1,48E-03	4,41E-04	9,36E-05	2,95E-06	1,90E-07	6,67E-08	-2,18E-03
ADPM	kg Sb -eq	1,95E-07	1,21E-07	2,45E-10	1,97E-08	1,50E-11	1,00E-12	-2,82E-05
ADPE	MJ	2,54E+01	3,78E+00	7,84E-01	1,36E-01	1,84E-03	1,46E-03	-1,37E+01

GWP Global warming potential; ODP Depletion potential of the stratospheric ozone layer; POCP Formation potential of tropospheric photochemical oxidants; AP Acidification potential of land and water; EP Eutrophication potential; ADPM Abiotic depletion potential for non fossil resources; ADPE Abiotic depletion potential for fossil resources

"Reading example: 9,0 E-03 = 9,0*10⁻³ = 0,009"

*INA Indicator Not Assessed

Resource use

Parameter	Unit	A1-A3	A4	C1	C2	C3	C4	D
RPEE	MJ	2,26E+00	8,62E-02	4,27E-03	2,47E-03	1,53E-02	1,19E-05	-1,24E+00
RPEM	MJ	0,00E+00	0,00E+00	0,00E+00	0,00E+00	0,00E+00	0,00E+00	0,00E+00
TPE	MJ	2,26E+00	8,62E-02	4,27E-03	2,47E-03	1,53E-02	1,19E-05	-1,24E+00
NRPE	MJ	2,66E+01	3,94E+00	7,91E-01	1,40E-01	2,48E-03	1,48E-03	-1,30E+01
NRPM	MJ	0,00E+00	0,00E+00	0,00E+00	0,00E+00	0,00E+00	0,00E+00	0,00E+00
TRPE	MJ	2,66E+01	3,94E+00	7,91E-01	1,40E-01	2,48E-03	1,48E-03	-1,30E+01
SM	kg	1,16E-01	0,00E+00	0,00E+00	0,00E+00	0,00E+00	0,00E+00	0,00E+00
RSF	MJ	0,00E+00	0,00E+00	0,00E+00	0,00E+00	0,00E+00	0,00E+00	0,00E+00
NRSF	MJ	0,00E+00	0,00E+00	0,00E+00	0,00E+00	0,00E+00	0,00E+00	0,00E+00
W	m ³	1,90E-02	5,97E-04	6,80E-05	3,32E-05	1,02E-06	1,60E-06	-8,93E-03

RPEE Renewable primary energy resources used as energy carrier; RPEM Renewable primary energy resources used as raw materials; TPE Total use of renewable primary energy resources; NRPE Non renewable primary energy resources used as energy carrier; NRPM Non renewable primary energy resources used as materials; TRPE Total use of non renewable primary energy resources; SM Use of secondary materials; RSF Use of renewable secondary fuels; NRSF Use of non renewable secondary fuels; W Use of net fresh water

"Reading example: 9,0 E-03 = 9,0*10⁻³ = 0,009"

*INA Indicator Not Assessed

End of life - Waste

Parameter	Unit	A1-A3	A4	C1	C2	C3	C4	D
HW	kg	1,65E-04	2,71E-06	2,15E-06	7,47E-08	6,12E-09	2,20E-09	-1,27E-04
NHW	kg	3,64E+00	9,67E-02	3,56E-03	1,28E-02	1,88E-04	1,00E-02	-2,50E+00
RW	kg	INA*	INA*	INA*	INA*	INA*	INA*	INA*

HW Hazardous waste disposed; NHW Non hazardous waste disposed; RW Radioactive waste disposed

"Reading example: 9,0 E-03 = 9,0*10⁻³ = 0,009"

*INA Indicator Not Assessed

End of life - Output flow

Parameter	Unit	A1-A3	A4	C1	C2	C3	C4	D
CR	kg	0,00E+00	0,00E+00	0,00E+00	0,00E+00	0,00E+00	0,00E+00	0,00E+00
MR	kg	8,00E-03	0,00E+00	0,00E+00	0,00E+00	9,90E-01	0,00E+00	0,00E+00
MER	kg	0,00E+00	0,00E+00	0,00E+00	0,00E+00	0,00E+00	0,00E+00	0,00E+00
EEE	MJ	INA*	INA*	INA*	INA*	INA*	INA*	INA*
ETE	MJ	INA*	INA*	INA*	INA*	INA*	INA*	INA*

CR Components for reuse; MR Materials for recycling; MER Materials for energy recovery; EEE Exported electric energy; ETE Exported thermal energy

"Reading example: 9,0 E-03 = 9,0*10⁻³ = 0,009"

*INA Indicator Not Assessed

Additional Norwegian requirements

Greenhouse gas emissions from the use of electricity in the manufacturing phase

National production mix from import, low voltage (production of transmission lines, in addition to direct emissions and losses in grid) of applied electricity for the manufacturing process (A3).

Electricity mix	Data source	Amount	Unit
Pretec, El-mix China, Zhejiang (kWh)	ecoinvent 3.6 Cutoff	226,47	g CO2-ekv/kWh

Dangerous substances

The product contains no substances given by the REACH Candidate list or the Norwegian priority list.

Indoor environment

The product has no effect on indoor climate

Bibliography

ISO 14025:2010 Environmental labels and declarations - Type III environmental declarations - Principles and procedures.

ISO 14044:2006 Environmental management - Life cycle assessment - Requirements and guidelines.

EN 15804:2012+A1:2013 Environmental product declaration - Core rules for the product category of construction products.

ISO 21930:2017 Sustainability in buildings and civil engineering works - Core rules for environmental product declarations of construction products.





ecoinvent v3, Allocation, cut-off by classification, Swiss Centre of Life Cycle Inventories.

Iversen et al., (2018) eEPD v3.0 - Background information for EPD generator system. LCA.no report number 04.18.

Vold et al., (2019) EPD generator for Norsk Stålforbund - Background information and LCA data, LCA.no report number 09.19.

NPCR Part A: Construction products and services. Ver. 1.0. April 2017, EPD-Norge.

NPCR 013 Part B for steel and aluminium construction products. Ver. 3.0 April 2019, EPD-Norge.

 <p>Global Program Operator</p>	Program operator and publisher The Norwegian EPD Foundation Post Box 5250 Majorstuen, 0303 Oslo, Norway	Phone: +47 23 08 80 00 e-mail: post@epd-norge.no web: www.epd-norge.no
 <p>Let's connect</p>	Owner of the declaration Pretec Norge AS Kampenesmosen 3 1739 Borgenhaugen	Phone: (+47) 69 10 24 60 e-mail: post@pretec.no web: www.pretec.no
	Author of the Life Cycle Assessment LCA.no AS Dokka 6B 1671 Kråkerøy	Phone: +47 916 50 916 e-mail: post@lca.no web: www.lca.no
	Developer of EPD generator LCA.no AS Dokka 1C, 1671 Kråkerøy	Phone: +47 916 50 916 e-mail: post@lca.no web: www.lca.no